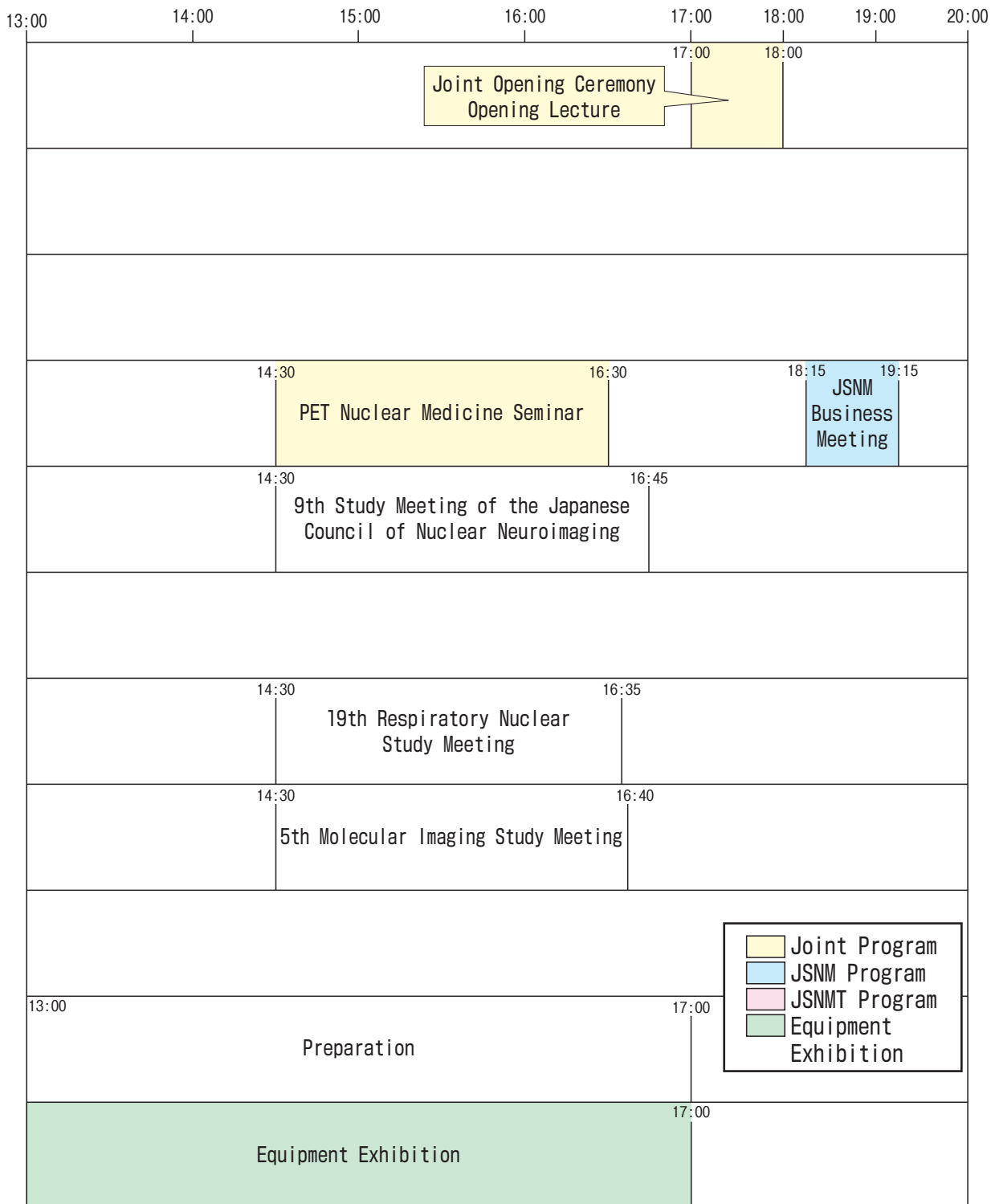


Friday, 24th October Day 1





	9:00	10:00	11:00	12:00
Room 1 [Convention Hall A]				
Room 2 [Convention Hall B]				
Room 3 [International Conference Room]				
Room 4 [201]				
Room 5 [301]				
Room 6 [302]				
Room 7 [303]				
Room 8 [304]				
Room 9 [101]				
Poster Session [Exhibition Hall 7]				
Exhibition Hall [Exhibition Hall 7]	<div style="display: flex; justify-content: space-between; align-items: center;"> <div style="border: 1px solid black; padding: 5px; text-align: center;"> Opening Ceremony </div> <div style="text-align: center;"> 10:00 10:15 </div> <div style="flex-grow: 1; background-color: #d9ead3; padding: 10px; text-align: center;"> Equipment Exhibition </div> </div>			



Saturday, 25th October Day 2

	9:00	10:00	11:00		12:00
Room 1 [Convention Hall A]	Joint Symposium Fusion of Different Fields Creates a New World		Joint Special Lecture	11:00	12:00
Room 2 [Convention Hall B]					12:10 Luncheon Seminar 1
Room 3 [International Conference Room]					
Room 4 [201]	Oncological PET Thorax (1)	Oncological PET Thorax (2)	Oncological PET Colorectal	10:00	11:00 12:00 12:10 Luncheon Seminar 2
Room 5 [301]	Cardiology Small Animal	Cardiology Quantification	Cardiology Motion	9:50 10:00	11:00 12:00 12:10 Luncheon Seminar 3
Room 6 [302]	Digital phantom	SPECT correction	SPECT QC	10:00	11:20 12:00 12:10 Luncheon Seminar 4
Room 7 [303]	Standardization	Clinical PET	PET others	9:50	11:00 12:00 Board of Council Members
Room 8 [304]	Cerebrovascular Diseases	CBF Measurement	Brain image Analysis	10:00	11:00 12:00
Room 9 [101]	Oncological PET Upper GI Tract	Oncological PET Biliary Tract & Pancreas	Oncological PET Uterus & Ovary	10:00	11:00 12:00
Poster Session 1 [Exhibition Hall 7]	Radiopharmaceuticals (1)	Radiopharmaceuticals (2)			
Poster Session 2 [Exhibition Hall 7]	Dementia(1)	Dementia(2)	Neuroreceptor	9:40 9:45	10:25 10:30 11:15
Poster Session 3 [Exhibition Hall 7]	Single-Photon Lung & Others	Oncological PET Miscellaneous			
Poster Session 4 [Exhibition Hall 7]	PET Techniques & Others	Oncological PET Lung			
Exhibition Hall [Exhibition Hall 7]	Equipment Exhibition				

13:00	14:00	15:00	16:00	17:00	18:00	19:00	20:30
	13:30 President's Invited Lecture	14:30 JSNM YIA Competition	15:30 Special Lecture 1 R. L. Wahl	16:20 16:30 Symposium 1 Recent Progress in the Management of Malignant Lymphoma -Role of Nuclear Medicine-	18:30		
13:10		14:30 Educational Sminar 1 Nuclear Medicine Practice and DPC	15:30 Symposium 2 Small animal imaging for quantitative studies -Its practice and current status-	17:30		19:00 20:30 Cocktail Party	
		14:30 Special Lecture 2 P. A. Kaufmann	15:20 15:30 Symposium 3 Fusion of myocardial SPECT and CT From technology to clinical applications	17:30			
13:10	13:30 Topics Application of Molecular Imaging to New Drug Development	14:30 Working Group Report	16:00 PET Instrumentation	17:30 Work in Progress	19:00		
13:10	General meeting of JSNMT	14:30 Educational course I	15:30 Educational course II	16:30 Working group report	17:30 International scientific forum	18:50	
13:10		14:30 SPECT Brain analysis	15:30 Image data processing	16:30 Quantitation of brain SPECT	17:50 Radiation safety and management	18:40	
13:10		14:30 Paper Phantom	15:50 Radioactive waste, plant maintenance	16:40 Network	17:20 18:00 In vitro	18:50	
13:30	Dementia FDG·CBF	14:30 Dementia Amyloid Imaging (1)	15:30 Dementia Amyloid Imaging (2)	16:30 Parkinson's Disease- Epilepsy	17:30 Cisternography, liver, kidney		
13:30	SPECT Instrumentation	14:30 Image Reconstruction	15:30 Radiopharmaceuticals (1)	16:30 Radiopharmaceuticals (2)	17:30		
13:30	14:15 Radiopharmaceuticals (3)	15:00 15:45 Radiopharmaceuticals (4)					
13:30	14:10 Brain Pathophysiology	14:15 15:00 Brain Small Animal					
13:30	PET Physiological Uptake	14:20 15:00 Instrumentation	15:25				
13:30	Oncology Head & Neck	14:20 15:00 Oncology Breast & Pleura	15:40				
Equipment Exhibition					17:00		

	Joint Program
	JSNM Program
	JSNMT Program
	Equipment Exhibition

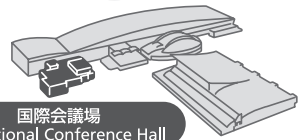
Sunday, 26th October Day 3

	9:00	10:00	11:00	12:00
Room 1 [Convention Hall A]	Special Lecture 3 L. Farde	9:50 10:00	Symposium 4 Neuroimaging in psychiatric diseases - Morphological and functional imaging -	
Room 2 [Convention Hall B]	9:30 Educational Lecture 1	10:00 Educational Lecture 2	10:30 Educational Lecture 3	11:00 Educational Lecture 4
			11:30 Educational Lecture 5	12:00 Educational Lecture 6
				Luncheon Seminar 5
Room 3 [International Conference Room]	Symposium 6 Development and wide use of PET scanners in Japan		11:00 Special Lecture 5 R. E. Carson	11:50
Room 4 [201]	Joint seminar with the Japanese Society of Nuclear Cardiology		10:30 Cardiology Coronary Artery Disease	12:00 12:15
				Luncheon Seminar 6
Room 5 [301]	chairperson- designated lecture I	10:00 chairperson- designated lecture II	11:00 RI kit labeling seminar	12:00 12:15
				Luncheon Seminar 7
Room 6 [302]	9:30 Strontium	instrumentation, data acquisition	11:00 Heart SPECT	12:00 12:15
				Luncheon Seminar 8
Room 7 [303]	Oncology Head & Neck	10:00 Oncology Breast	11:00 Oncological PET Lymphoma & Myeloma	12:00
Room 8 [304]	PET Inflammation	10:00 Oncology Therapeutic Effect & Prognosis	11:00 Oncology Urology & Others	11:50
Room 9 [101]	Radiopharmaceuticals (3)	10:00 Radiopharmaceuticals (4)	11:00 PET Physiological Uptake	12:00
Poster Session 1 [Exhibition Hall 7]	Quantitative Approach (1)	10:00 Quantitative Approach (2)	11:00	
Poster Session 2 [Exhibition Hall 7]	Cardiology Technology	10:05 10:30	Cardiology Clinical (1)	11:35
Poster Session 3 [Exhibition Hall 7]	9:45 Oncology Therapeutic Tracer Imaging	10:30	PET Miscellaneous	11:20
Poster Session 4 [Exhibition Hall 7]	Oncological PET GI Tract	9:50 10:30	Bone & Inflammation	11:15
Exhibition Hall [Exhibition Hall 7]	Equipment Exhibition			

13:00	14:00	15:00	16:00	17:00	18:00	19:00	20:00
	13:30 Special Lecture 4 M. J. Welch	14:20 14:30	Symposium 5 What are necessary to develop a useful PET ligand?		16:30 17:00	48th JSNM Closing Ceremony (Award Ceremony)	
13:15	13:30	Educational Sminar 2 Clinical PET/CT Lectures		15:30 Educational Lecture 7	16:00 Educational Lecture 8	16:30	
	13:30 Basic course I	14:15 Basic course II	15:00	Symposium Standardization of nuclear medicine imaging		16:50 17:00	28th JSNMT Closing Ceremony
13:15	13:30 Cardiology Cardiomyopathy and Heart Failure	14:30 Cardiology Risk Factor and Prognosis	15:30 Cardiology Clinical Miscellaneous	16:30			
13:15	13:30 New Technology and Instrumentation (1)	14:30 New Technology and Instrumentation (2)	Detectors		16:30		
13:15	13:30 Brain Tumor	14:30 Targeted Radiotherapy	QC / Exposure		16:30		
	13:30 Single-Photon Miscellaneous	14:30 Lung Perfusion & Ventilation	15:30 DPC, FDG-Delivery and Others	16:30			
	13:30 Neuroreceptor (1)	14:30 Neuroreceptor (2)	Depression		16:30		
	13:30 Kinetic Analysis and Arterial Blood Sampling	14:30 Quantitative Algorithms	15:30 Quantitative Image Evaluation	16:30			
	13:30 3D Imaging	14:15	15:00	Removal		17:00	
	13:30 Cardiology Clinical (2)	14:30	15:00	Removal		17:00	
	13:30 Brain Data Analysis	14:10	15:00	Removal		17:00	
	13:30 Targeted Radiotherapy	14:10	15:00	Removal		17:00	
			15:00	Equipment Exhibition			

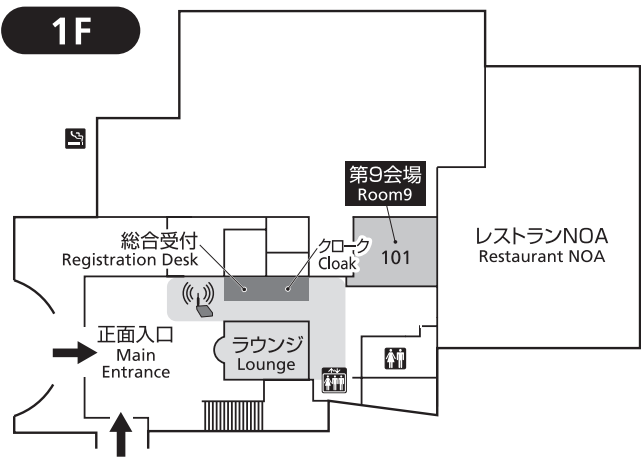
会場案内図 Floor Map

幕張メッセ
Makuhari Messe
国際会議場
International Conference Hall
1・2・3F



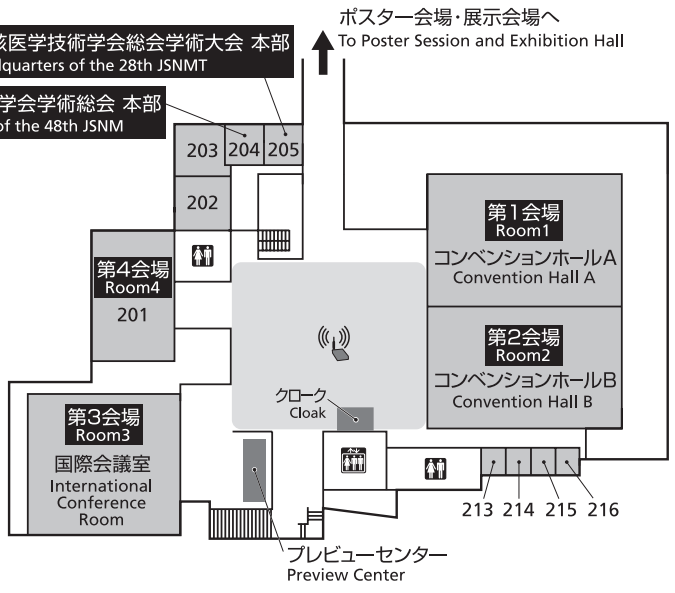
国際会議場
International Conference Hall

2F

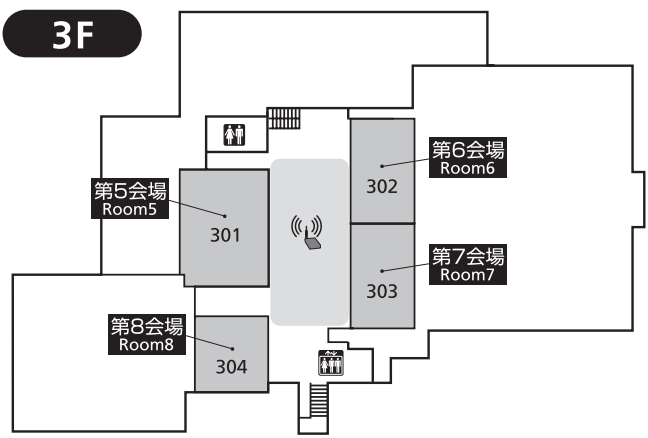


第28回日本核医学技術学会総会学術大会 本部
Headquarters of the 28th JSNMT

第48回日本核医学会学術総会 本部
Headquarters of the 48th JSNM



3F



無線LANエリア
wireless LAN AREA

幕張メッセ
Makuhari Messe
国際展示場
International Exhibition Hall
1-2F

